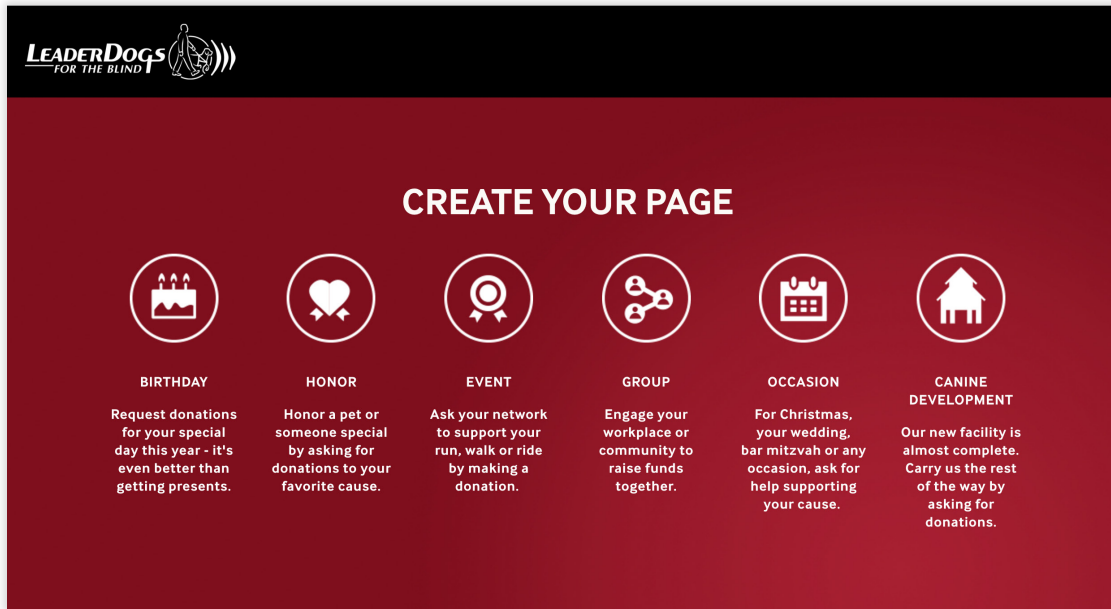
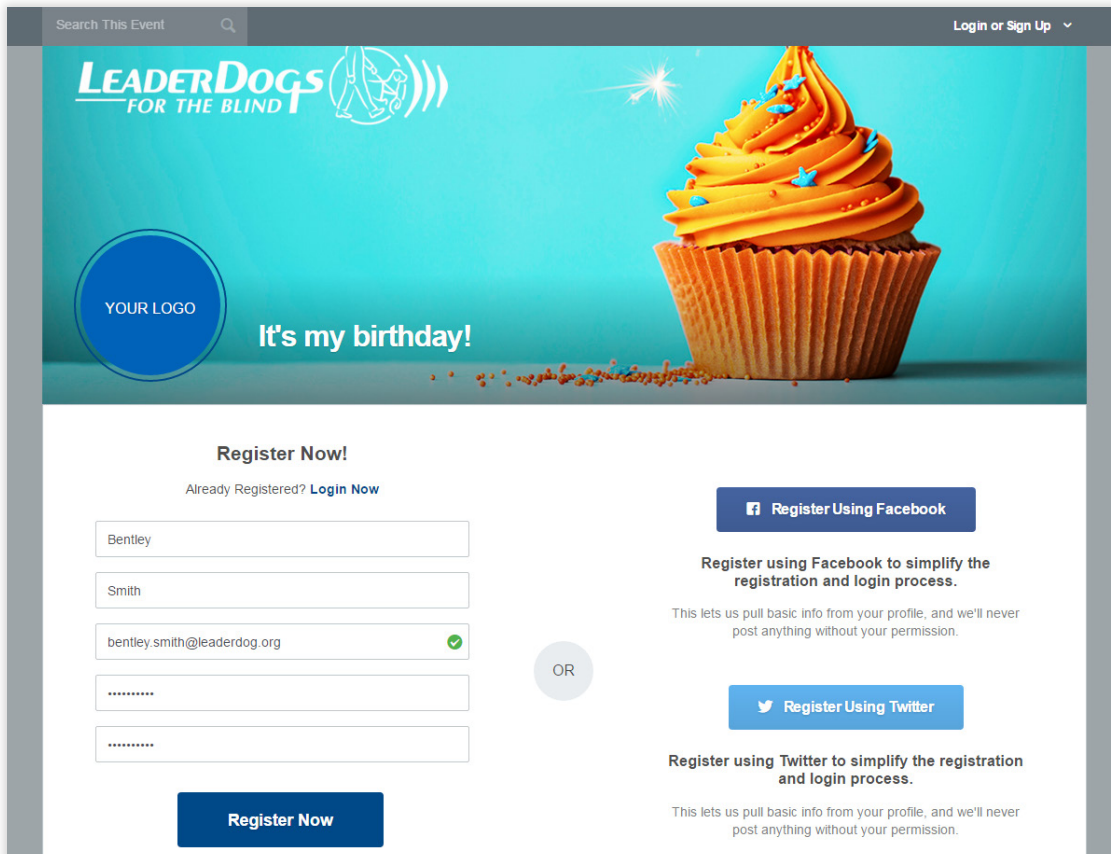


How to Create a myLeaderDog Page

1. Select your template (Birthday, Honor, Event, Group, Special Occasion, Canine Development Center)



2. Complete the **registration information** and click the **"Register Now"** button.



3. Complete your **registration details**.

Registration Details → Review and Billing → Thank You

1 Register As An Individual Fundraiser

2 It's my birthday!
Yes, I would like to celebrate my birthday and support Leader Dog!

3 **Personal Information**

First Name required Last Name required
Bentley Smith

Address required
1039 S. Rochester Road

City required State required Zip Code required
Rochester Hills Michigan 48307


Country required Phone Number
United States

Fundraising Goal
Your Personal Fundraising Goal
\$ 100.00

Optional Donation
Optional Donation Amount You can start your fundraising efforts today by

- > Select that you want to create your **individual** myLeaderDog page.
- > Complete your **basic information**, including your fundraising goal. If you would like to start to achieve your goal with a personal donation, you can enter an optional donation at this time. Thank you in advance for all of your fundraising efforts!
- > Click **“Continue.”**
- > **Review your personal information** for accuracy. Please note that you will see a chart that includes a “Fees” column. There are no fees for this project, so this will always be \$0.
- > If all is correct, click **“Complete Registration.”** If you have changes, click **“Go Back.”**

Registration Details → **Review and Billing** → Thank You

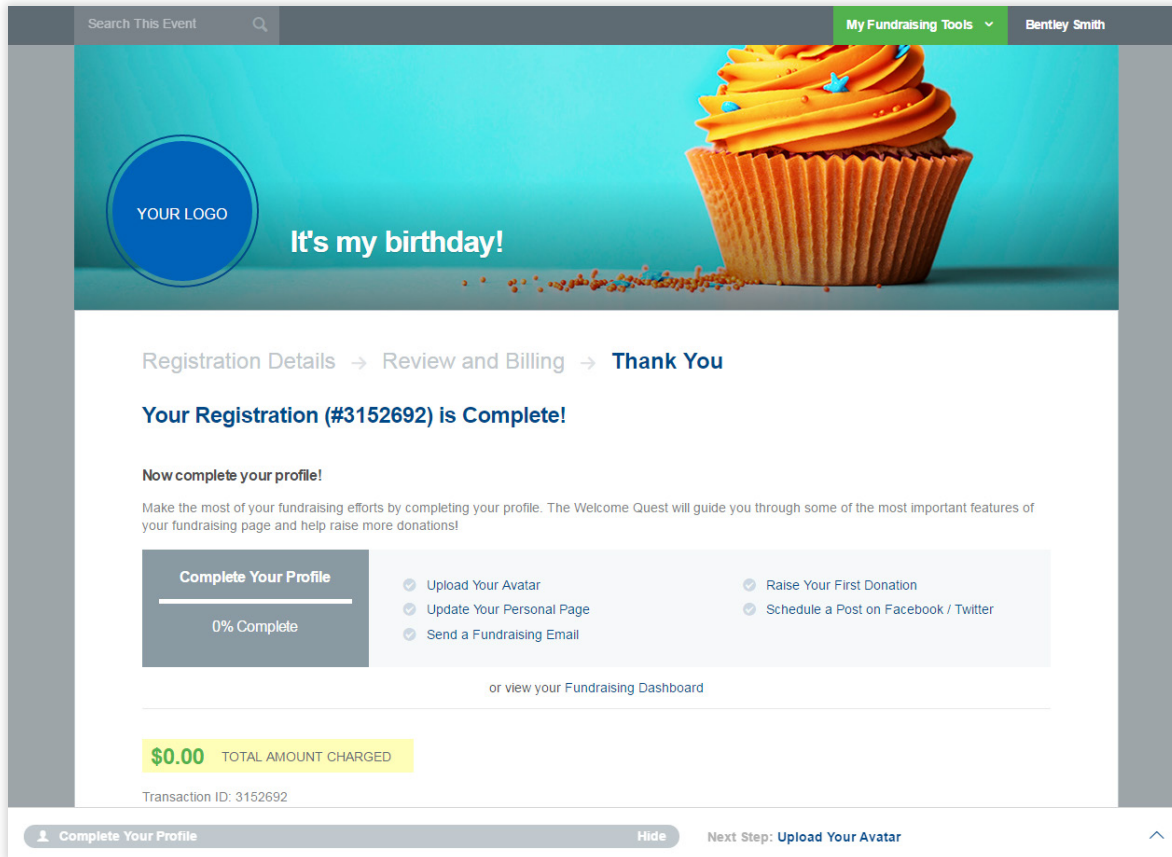
Registrations	Fees	Donation	Total	
Bentley Smith Individual	\$0.00	\$0.00	\$0.00	
+ Add Additional Registrant				

TOTAL **\$0.00**

Personal Information
Bentley Smith
1039 S. Rochester Road
Rochester Hills, Michigan 48307
US

Complete Registration **Go Back** **Cancel**

4. Your registration is complete! Start to **create your personal profile**. There are several ways you can start updating.



- > **Guided tour:** Click on the first prompt at the bottom of the page (**Next Step: Upload Your Avatar**) and the prompts will guide you through the steps.
- > **Edit without guide:** Click on the links in the middle of the screen or click on **“My Fundraising Tools”** and go to **“Edit My Page.”**

For additional help, please contact **888.777.5332** or **248.651.9011**.

